




# CNC D-500 Electronics Wiring Checklist-V1


<http://www.ukcnc.net>

## Contents

Plate Checklist.....	2
Electronics Checklist.....	7
Cable Checklist.....	11
Bolt Checklist.....	14

## Plate Checklist




<b>DC-Plate 35</b>	Quantity	2	Packing Check	<input type="checkbox"/>	Customer Check	<input type="checkbox"/>
						

<b>DC-Plate 36</b>	Quantity	1	Packing Check	<input type="checkbox"/>	Customer Check	<input type="checkbox"/>
						

<b>DC-Plate 38</b>	Quantity	<b>1</b>	Packing Check	<input type="checkbox"/>	Customer Check	<input type="checkbox"/>
						

<b>DC-Plate 39</b>	Quantity	<b>1</b>	Packing Check	<input type="checkbox"/>	Customer Check	<input type="checkbox"/>
						

<b>DC-Plate 40</b>	Quantity	<b>1</b>	Packing Check	<input type="checkbox"/>	Customer Check	<input type="checkbox"/>
						

<b>DC-Plate 41</b>	Quantity	<b>1</b>	Packing Check	<input type="checkbox"/>	Customer Check	<input type="checkbox"/>
						





<b>DC-Plate 42</b>	Quantity	<b>1</b>	Packing Check	<input type="checkbox"/>	Customer Check	<input type="checkbox"/>
--------------------	----------	----------	---------------	--------------------------	----------------	--------------------------















<b>DC-Plate 43</b>	Quantity	<b>1</b>	Packing Check	<input type="checkbox"/>	Customer Check	<input type="checkbox"/>
--------------------	----------	----------	---------------	--------------------------	----------------	--------------------------






## Electronics Checklist

Name	Dimensions	Quantity	Packing Check	Customer Check
M16 Gland		12	<input type="checkbox"/>	<input type="checkbox"/>
Dual Input Rocker Switch		1	<input type="checkbox"/>	<input type="checkbox"/>
Power Rocker Switch		2	<input type="checkbox"/>	<input type="checkbox"/>
Power Socket		2	<input type="checkbox"/>	<input type="checkbox"/>







Name	Dimensions	Quantity	Packing Check	Customer Check
<b>Arduino MEGA 2560</b>		1	<input type="checkbox"/>	<input type="checkbox"/>
<b>6-Axis Controller Board</b>		1	<input type="checkbox"/>	<input type="checkbox"/>
<b>Alarm Board</b>		1	<input type="checkbox"/>	<input type="checkbox"/>
<b>Mach3 Board</b>		1	<input type="checkbox"/>	<input type="checkbox"/>
<b>36v Power Supply</b>		1	<input type="checkbox"/>	<input type="checkbox"/>
<b>9v Power Supply</b>		1	<input type="checkbox"/>	<input type="checkbox"/>


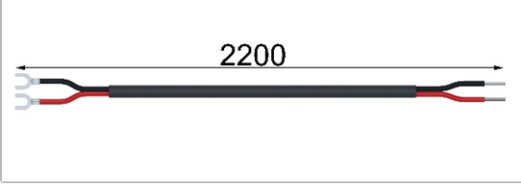

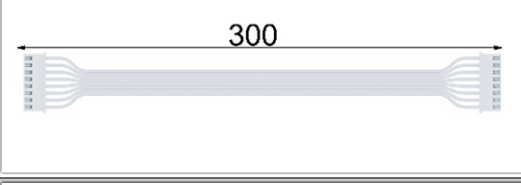
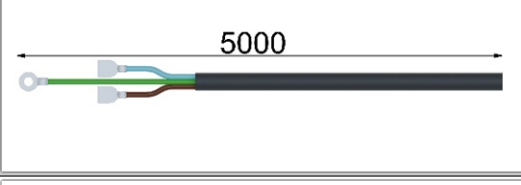
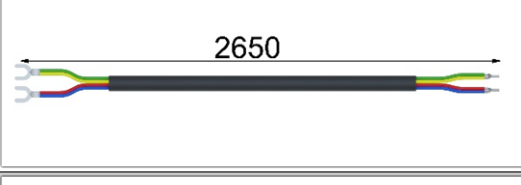
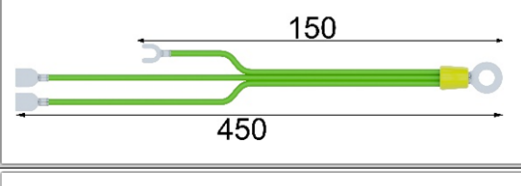
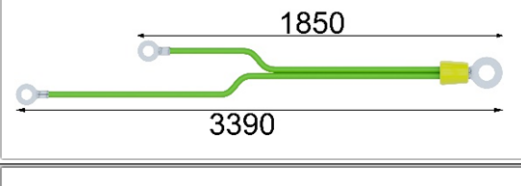

Name	Dimensions	Quantity	Packing Check	Customer Check
Closed Loop Stepper Motor		4	<input type="checkbox"/>	<input type="checkbox"/>
5v Limit Switch		3	<input type="checkbox"/>	<input type="checkbox"/>
Emergency Stop		1	<input type="checkbox"/>	<input type="checkbox"/>
3 Pin Plug		1	<input type="checkbox"/>	<input type="checkbox"/>
20 x 10 x 520mm long Drag Chain		2	<input type="checkbox"/>	<input type="checkbox"/>
15 x 10 x 880mm Drag Chain		1	<input type="checkbox"/>	<input type="checkbox"/>

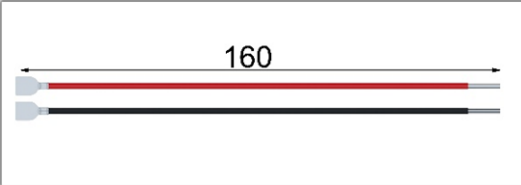
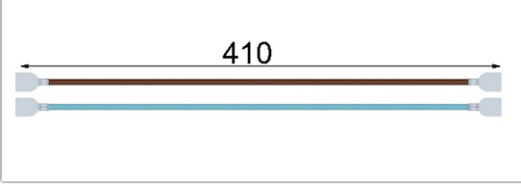
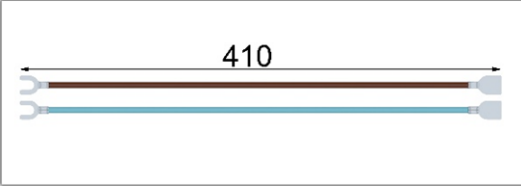



Name	Dimensions	Quantity	Packing Check	Customer Check
30 x 30 x 1200mm long Conduit		1	<input type="checkbox"/>	<input type="checkbox"/>
AMB 1050 FME-1 Spindle and lead		1	<input type="checkbox"/>	<input type="checkbox"/>
Rubber Feet		4	<input type="checkbox"/>	<input type="checkbox"/>
USB Stick		1	<input type="checkbox"/>	<input type="checkbox"/>

## Cable Checklist

<http://www.ukcnc.net>

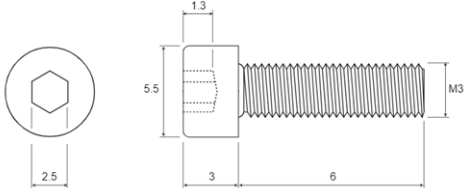
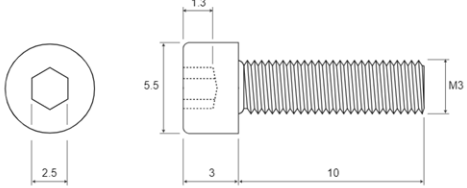
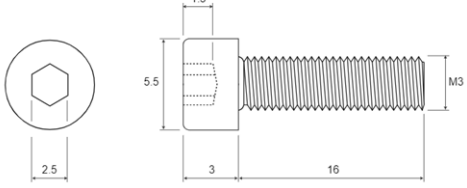
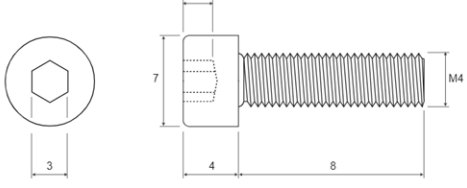
Name	Dimensions	Quantity	Packing Check	Customer Check
X-Signal Cable (1)	 3300	1	<input type="checkbox"/>	<input type="checkbox"/>
Y-Signal Cable (2)	 2000	2	<input type="checkbox"/>	<input type="checkbox"/>
Z-Signal Cable (3)	 4500	1	<input type="checkbox"/>	<input type="checkbox"/>
X-Limit Cable (4)	 3500	1	<input type="checkbox"/>	<input type="checkbox"/>
Y-Limit Cable (5)	 3000	1	<input type="checkbox"/>	<input type="checkbox"/>
Z-Limit Cable (6)	 5000	1	<input type="checkbox"/>	<input type="checkbox"/>

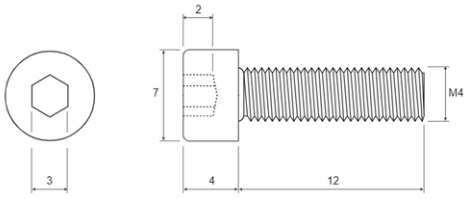
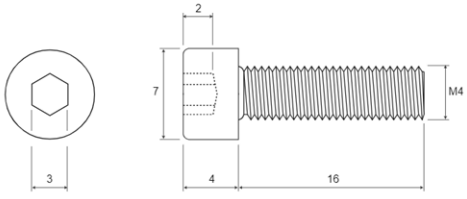
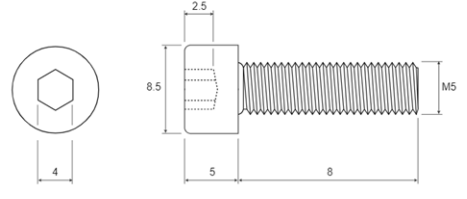
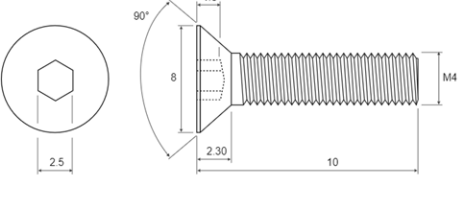
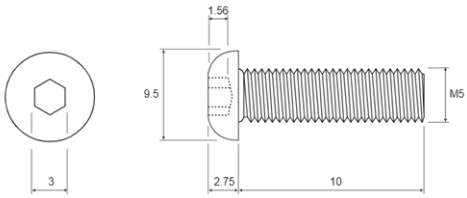
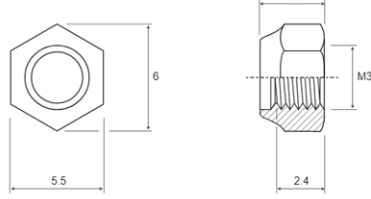
Name	Dimensions	Quantity	Packing Check	Customer Check
X-Power Cable (7)		1	<input type="checkbox"/>	<input type="checkbox"/>
Y-Power Cable (8)		2	<input type="checkbox"/>	<input type="checkbox"/>
Z-Power Cable (9)		1	<input type="checkbox"/>	<input type="checkbox"/>
Ribbon Cable		1	<input type="checkbox"/>	<input type="checkbox"/>
Spindle Cable		1	<input type="checkbox"/>	<input type="checkbox"/>
Emergency Stop Cable		1	<input type="checkbox"/>	<input type="checkbox"/>
Controller Box Earth Cables		1	<input type="checkbox"/>	<input type="checkbox"/>
Frame Earth Cables		1	<input type="checkbox"/>	<input type="checkbox"/>
Spindle Earth Cable		1	<input type="checkbox"/>	<input type="checkbox"/>

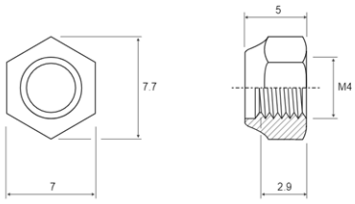
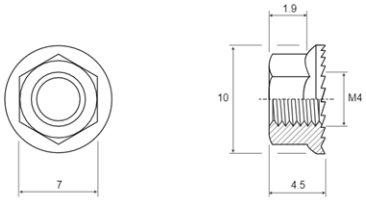
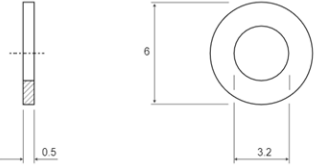
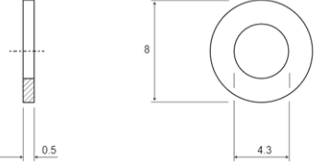
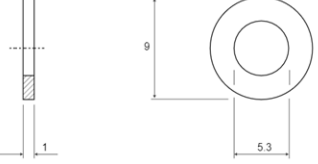
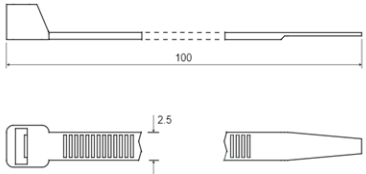
Name	Dimensions	Quantity	Packing Check	Customer Check
Alarm Board Cables		1	<input type="checkbox"/>	<input type="checkbox"/>
Power Socket Cables		2	<input type="checkbox"/>	<input type="checkbox"/>
Power Supply Cables		1	<input type="checkbox"/>	<input type="checkbox"/>
IEC Lead		2	<input type="checkbox"/>	<input type="checkbox"/>
25 pin Parallel Cable		1	<input type="checkbox"/>	<input type="checkbox"/>
USB Type A - USB Type B		1	<input type="checkbox"/>	<input type="checkbox"/>

## Bolt Checklist

<http://www.ukcnc.net>

Name	Dimensions	Quantity	Packing Check	Customer Check
<b>M3 x 6mm</b>		4	<input type="checkbox"/>	<input type="checkbox"/>
<b>M3 x 10mm</b>		2	<input type="checkbox"/>	<input type="checkbox"/>
<b>M3 x 16mm</b>		3	<input type="checkbox"/>	<input type="checkbox"/>
<b>M4 x 8mm</b>		44	<input type="checkbox"/>	<input type="checkbox"/>

Name	Dimensions	Quantity	Packing Check	Customer Check
M4 x 12mm		2	<input type="checkbox"/>	<input type="checkbox"/>
M4 x 16mm		1	<input type="checkbox"/>	<input type="checkbox"/>
M5 x 8mm		12	<input type="checkbox"/>	<input type="checkbox"/>
M4 x 10mm Countersunk		14	<input type="checkbox"/>	<input type="checkbox"/>
M5 x 10mm Button head		24	<input type="checkbox"/>	<input type="checkbox"/>
M3 Nylon locking nut		5	<input type="checkbox"/>	<input type="checkbox"/>

Name	Dimensions	Quantity	Packing Check	Customer Check
M4 Nylon locking nut		2	<input type="checkbox"/>	<input type="checkbox"/>
M4 Flanged nut		1	<input type="checkbox"/>	<input type="checkbox"/>
M3 Washer		5	<input type="checkbox"/>	<input type="checkbox"/>
M4 Washer		33	<input type="checkbox"/>	<input type="checkbox"/>
M5 Washer		8	<input type="checkbox"/>	<input type="checkbox"/>
2.5mm x 100mm Cable tie	<p data-bbox="778 1765 927 1794">Max Bundle Diameter (mm): 22 Minimum Tensile Strength: 8.1kg</p> 	25	<input type="checkbox"/>	<input type="checkbox"/>

Name	Dimensions	Quantity	Packing Check	Customer Check
<b>4.8mm x 200mm Cable tie</b>		4	<input type="checkbox"/>	<input type="checkbox"/>
<b>1/8" P-Clip</b>		13	<input type="checkbox"/>	<input type="checkbox"/>
<b>1/4" P-Clip</b>		15	<input type="checkbox"/>	<input type="checkbox"/>
<b>1/2" P-Clip</b>		12	<input type="checkbox"/>	<input type="checkbox"/>
<b>20mm x 20mm - Cable tie mount</b>		2	<input type="checkbox"/>	<input type="checkbox"/>