

MINI COIL WINDER MK6

Accessory Kit.

Your Kit Should Contain:




1	10mm Spanner	4	Allen Key
2	Pot of grease	5	Nylon spacer
3	0.3mm Nozzle	6	M ₄ x 16 screws


We have supplied a few accessories with the Mini Coil Winder as can be seen in the pictures above.

On the wire guide you will find that the pulley, felt pad & nozzle holder are all at the bottom. These will need to be adjusted to the correct height to suit your requirements.


1. The 10mm Spanner is used to loosen and tighten off the brass bolt on the felt pads so it can be adjusted up and down.




4. Allen key for tightening the nozzle in place and also the M4 x 16 screws for the bobbin plate.



2. The grease is to be applied to each of the four mini rails.



5. Nylon spacer that can be placed on the felt pad bolt and be used for manual guidance of the wire.



3. Insert the nozzle into the nozzle holder and tighten off with Allen key.

